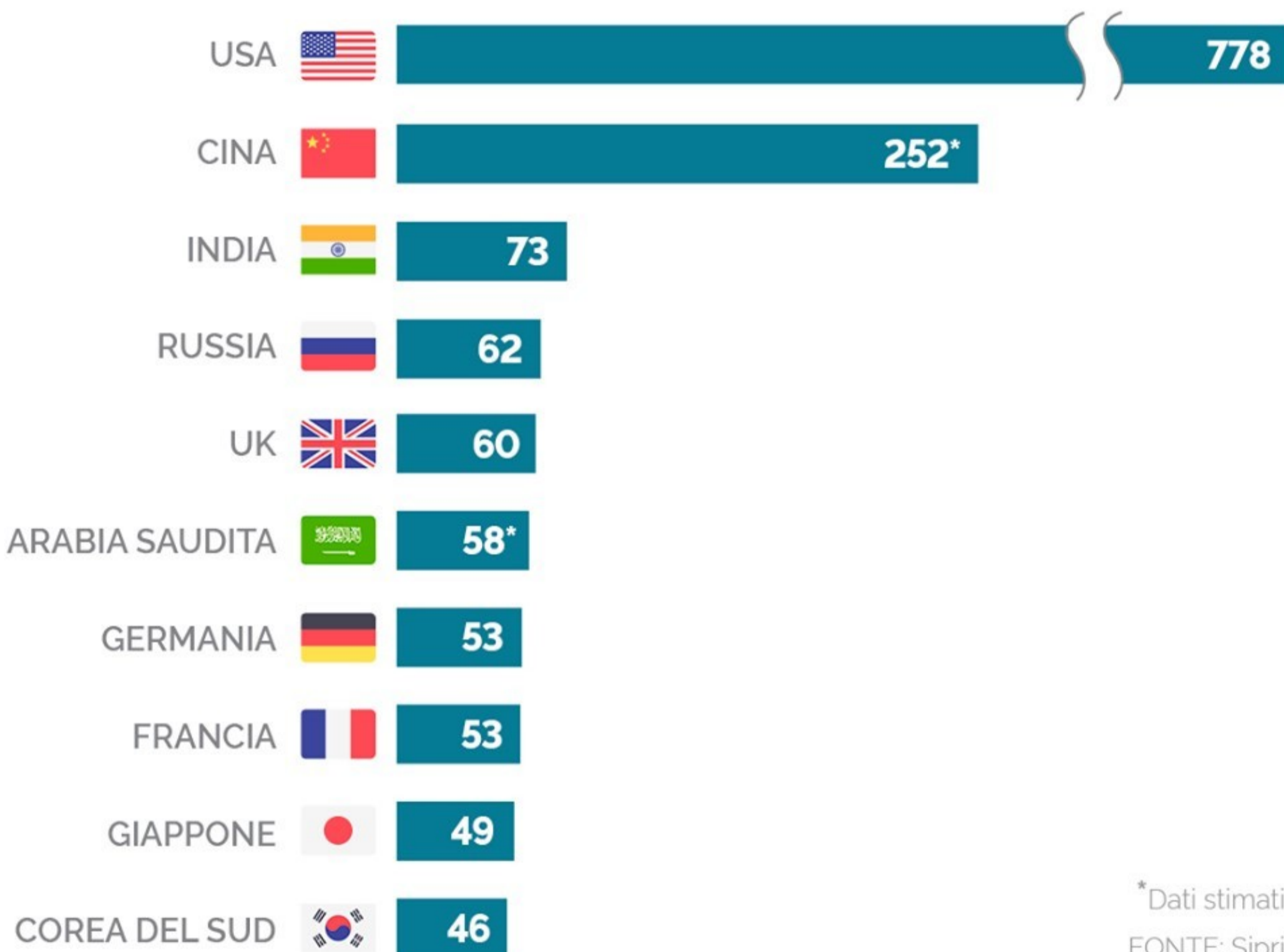


LE 10 NAZIONI CHE SPENDONO DI PIU' IN ARMAMENTI

Spesa militare totale per paese nel 2020 (miliardi di dollari)



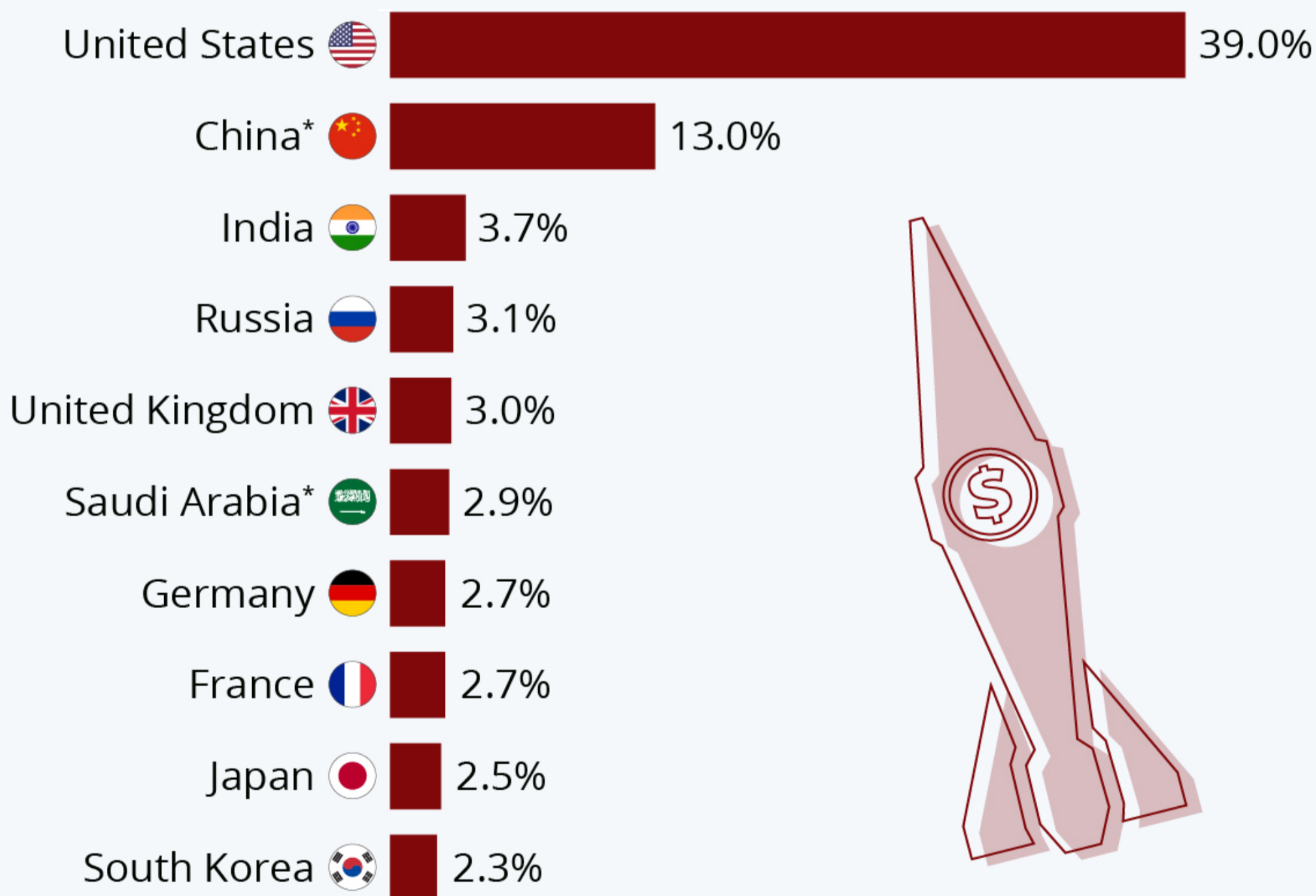
*Dati stimati

FONTE: Sipri

LE NAZIONI CHE DOMINANO LA CLASSIFICA DELLA SPESA MILITARE MONDIALE 2020

The Countries Dominating Global Military Spending

Countries with the largest share of
global military expenditure in 2020



* SIPRI estimate

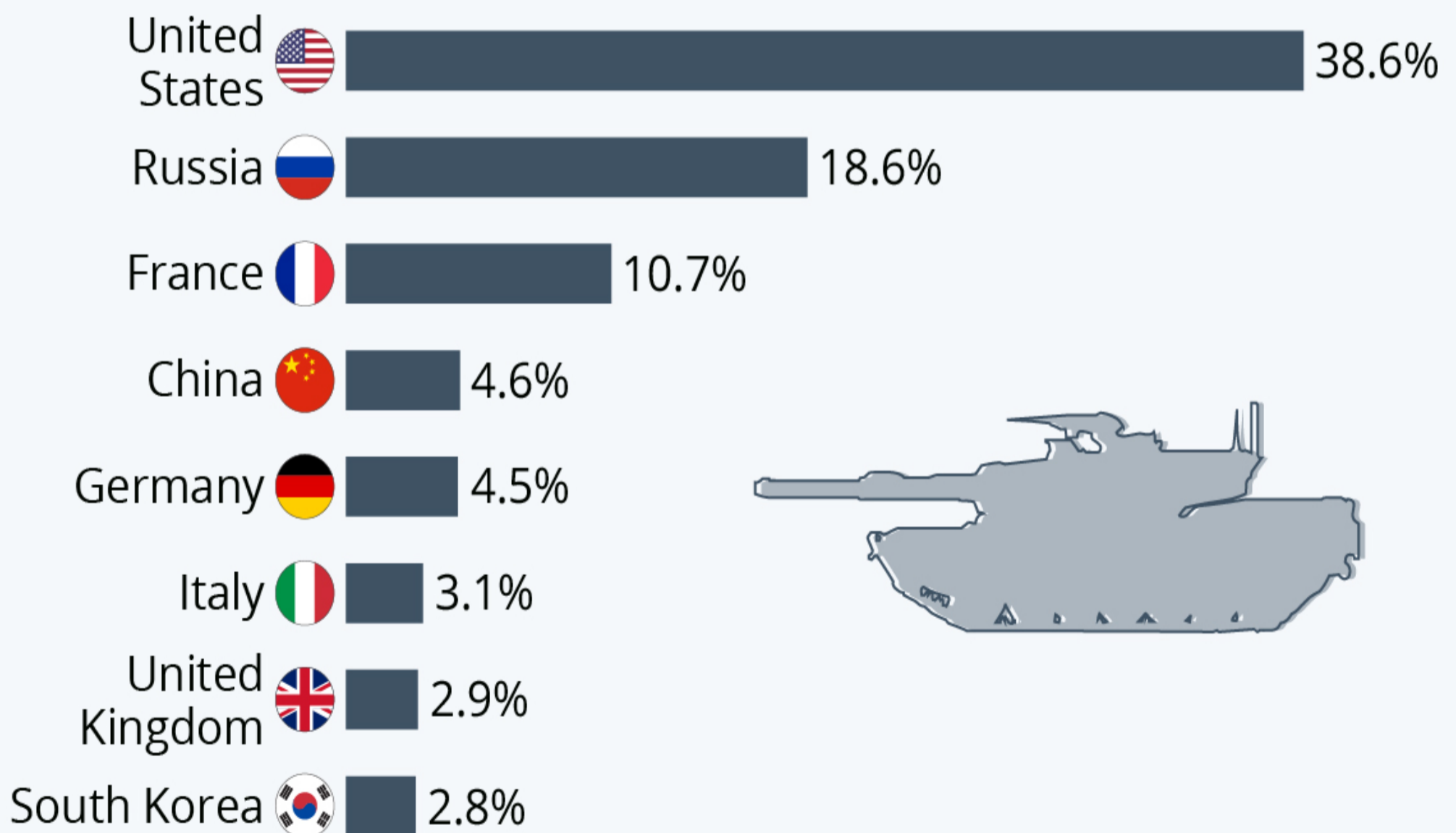
Source: Stockholm International Peace Research Institute (SIPRI)



LE NAZIONI CON IL MAGGIOR VOLUME DI ARMI ESPORTATE GLOBALMENTE DAL 2017 AL 2021

The World's Biggest Arms Exporters

Countries responsible for the biggest shares of global arms exports from 2017 to 2021



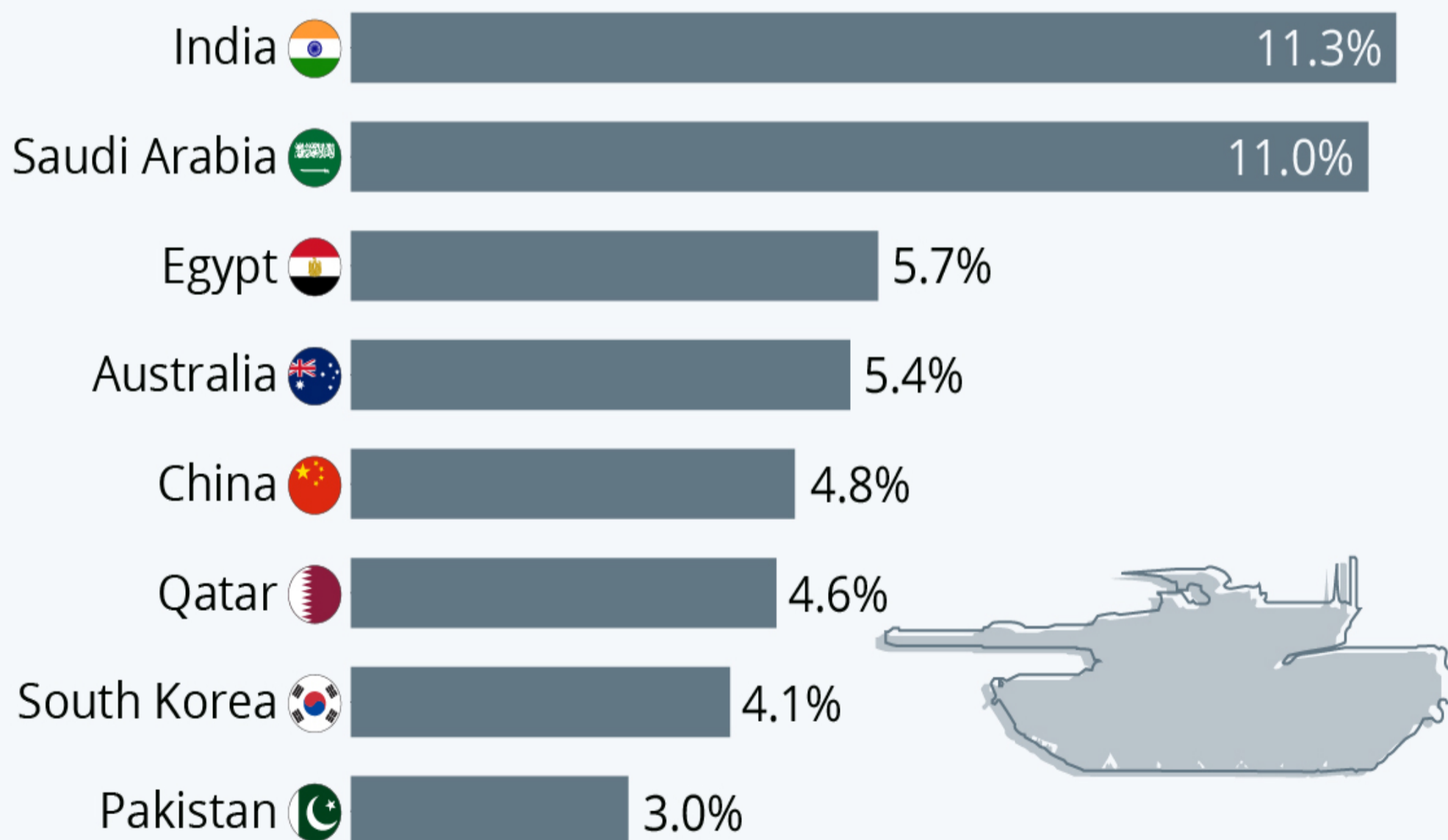
Source: Stockholm International Peace Research Institute



I PAESI CON LA QUOTA MAGGIORE DI IMPORTAZIONE DI ARMI DAL 2017 AL 2021

The World's Biggest Arms Importers

Countries responsible for the biggest shares
of global arms imports from 2017 to 2021



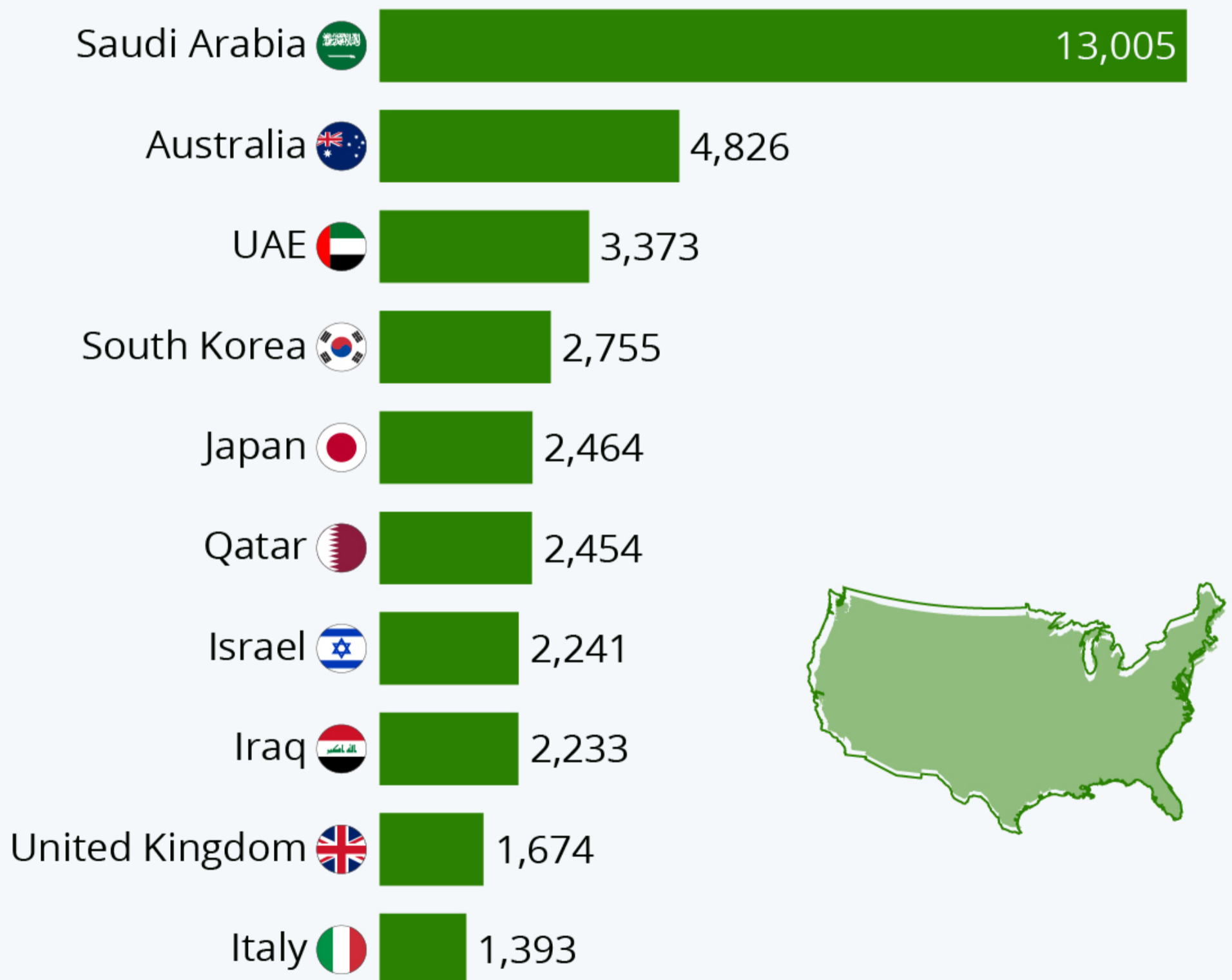
Source: Stockholm International Peace Research Institute



I MAGGIORI IMPORTATORI DI ARMI DAGLI STATI UNITI

The USA's Biggest Arms Export Partners

Value of arms imported from the United States 2015-2019, by country (in million TIV*)



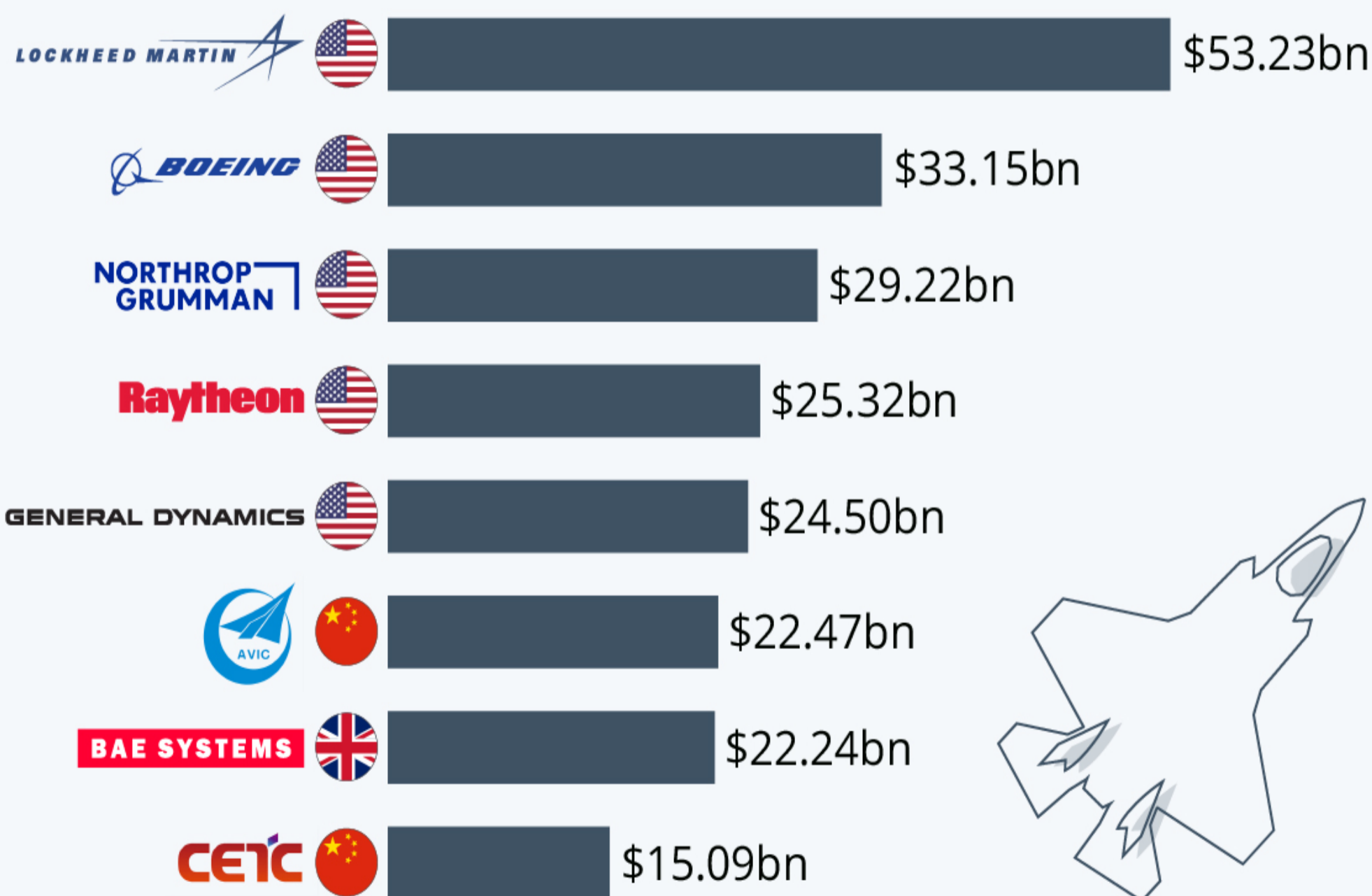
* TIV (trend-indicator value) is based on the known unit production costs of weapons and represents the transfer of military resources rather than the financial value of the transfer.

Source: Stockholm International Peace Research Institute

GIRO DI AFFARI DELLE PIÙ GRANDI AZIENDE PRODUTTRICI DI ARMI DEL MONDO NEL 2019

The World's Largest Arms-Producing Companies

Sales by the world's largest arms-producing companies in 2019

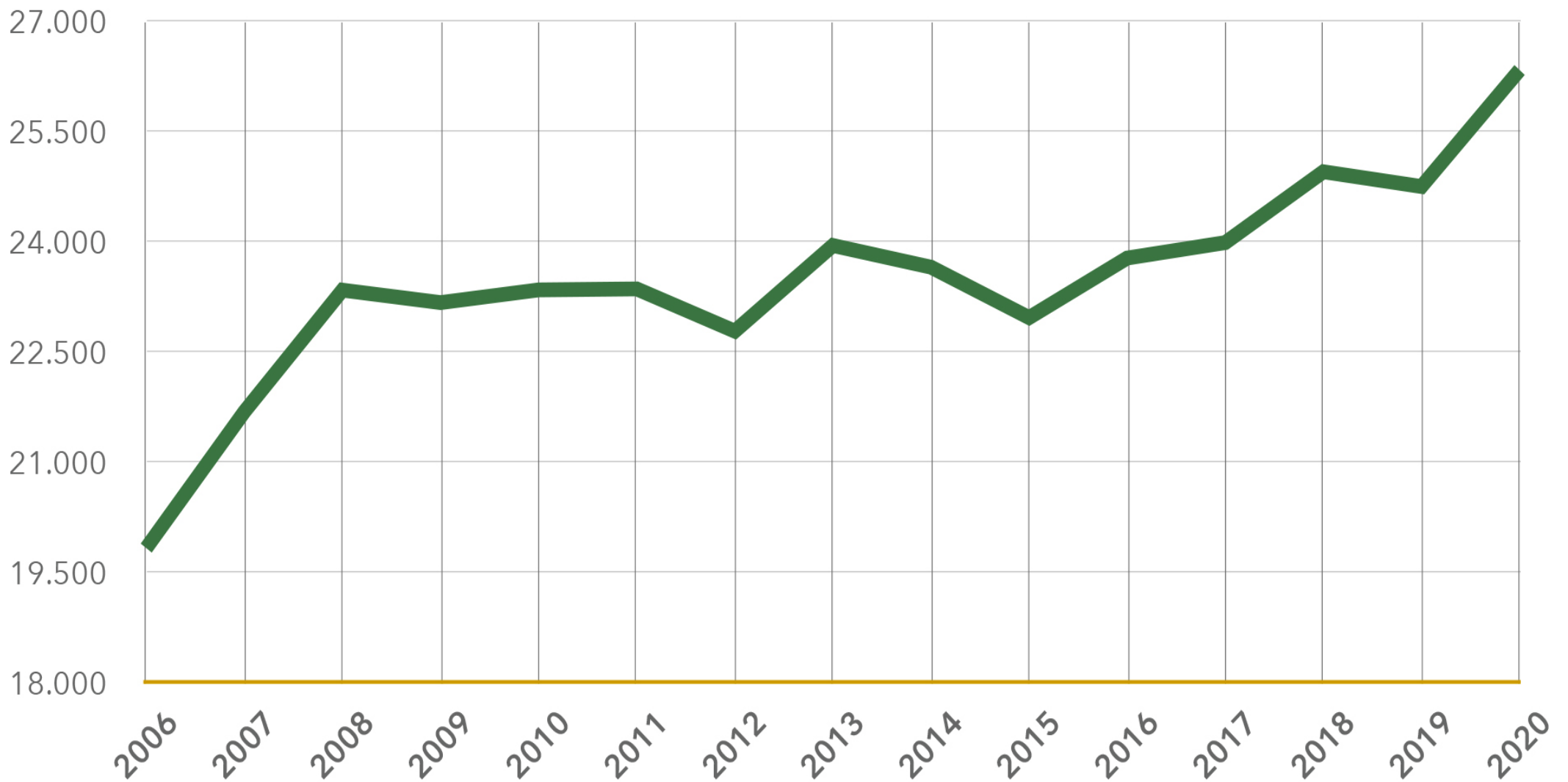


Source: SIPRI



ANDAMENTO SPESE MILITARI ITALIANE 2022

Spese militari italiane (milioni di € a valori correnti)



In 2022 Italian military expenditure will exceed 25,5 billion € (+3.4% over 2021 almost +20% in 3 years).

8.27 billion € for new weapons (one billion more, all-time record with +13.8% over 2021)

LEONARDO E' AL 12 POSTO TRA LE AZIENDE MONDIALI PRODUTTRICI DI ARMI

World's top arms sellers

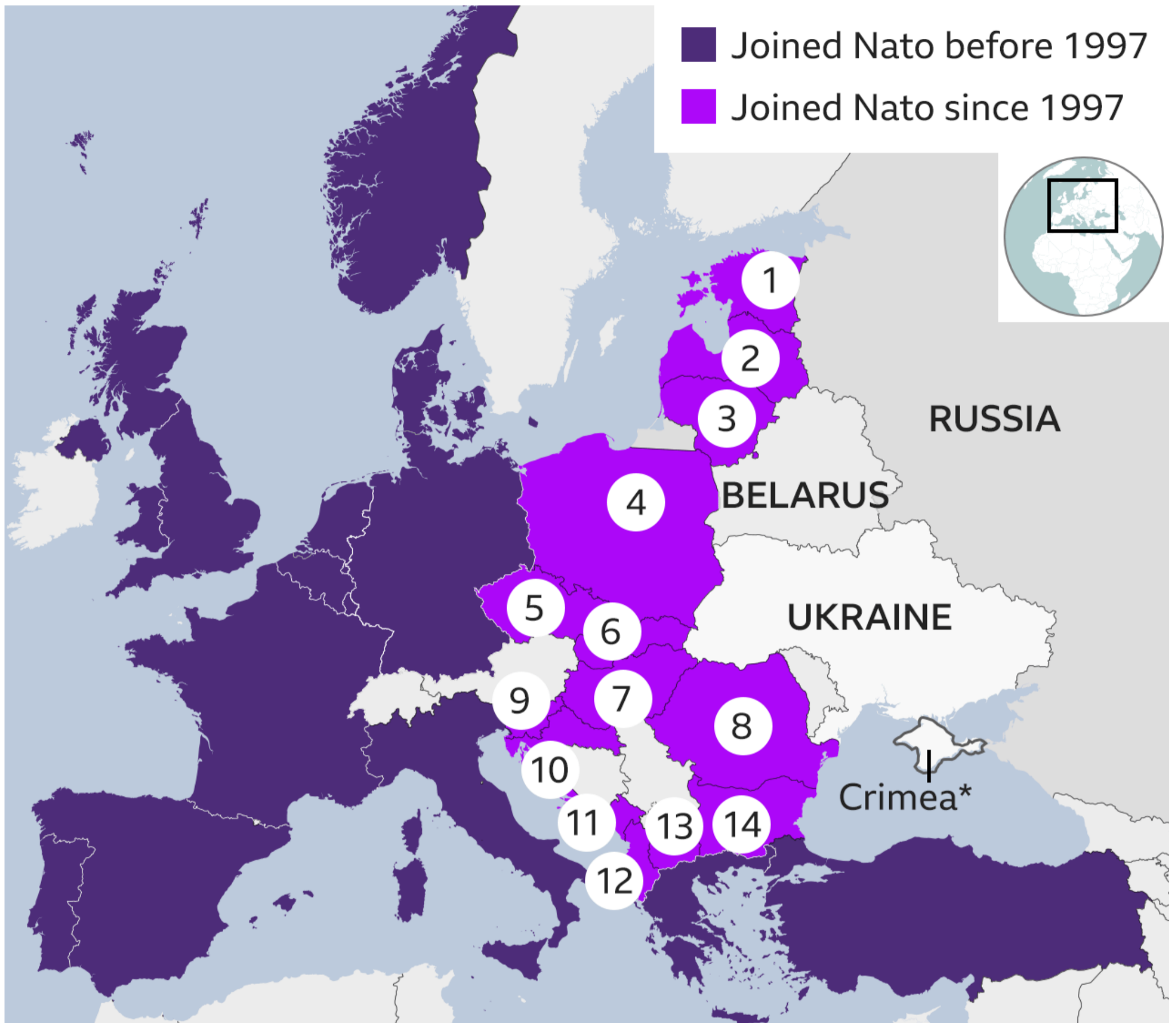
Sales of arms and military services by the **top 25 companies** totalled **\$360 billion in 2019, up 8.5% from 2018**, according to analysis by the Stockholm International Peace Research Institute (SIPRI)

Top 25
2019

Arms sales US\$, billions

| Company | Country | Arms sales US\$, billions |
|----------------------|---------|---------------------------|
| Lockheed Martin | US | 53.2 |
| Boeing | US | 33.6 |
| Northrop Grumman | US | 29.2 |
| Raytheon | US | 25.3 |
| General Dynamics | US | 24.5 |
| AVIC ^a | CHINA | 22.5 |
| BAE Systems | UK | 22.2 |
| CETC ^c | CHINA | 15.1 |
| NORINCO ^b | CHINA | 14.5 |
| L3Harris Tech. | US | 13.9 |
| UT ^d | US | 13.1 |
| Leonardo | ITALY | 11.1 |
| Airbus Trans-Eur | | 11.1 |
| Thales | FRANCE | 9.5 |
| Almaz-Antey | RUSSIA | 9.4 |
| HII ^e | US | 7.7 |
| DAG ^f | FRANCE | 5.8 |
| Honeywell Int. | US | 5.3 |
| Leidos | US | 5.3 |
| BAH ^g | US | 5.1 |
| General Electric | US | 4.8 |
| EDGE | UAE | 4.8 |
| Rolls-Royce | UK | 4.7 |
| CSG ^h | CHINA | 4.6 |
| Utd Shipbuild. Corp | RUSSIA | 4.5 |

Nato's expansion since 1997






























- | | | | |
|-------------|------------------|--------------|-------------------|
| ① Estonia | ⑤ Czech Republic | ⑨ Slovenia | ⑬ North Macedonia |
| ② Latvia | ⑥ Slovakia | ⑩ Croatia | ⑭ Bulgaria |
| ③ Lithuania | ⑦ Hungary | ⑪ Montenegro | |
| ④ Poland | ⑧ Romania | ⑫ Albania | |

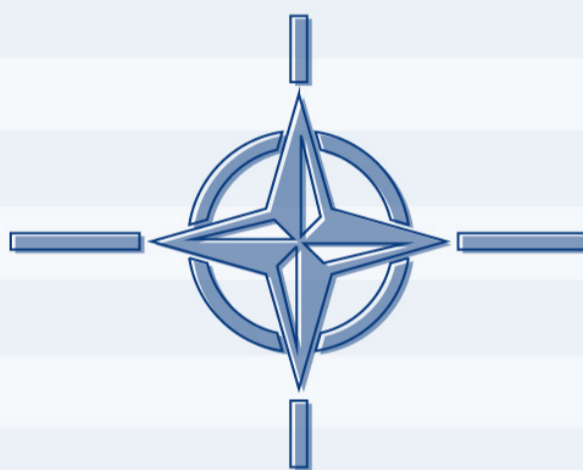
*Russia annexed Crimea in 2014

PAESI NATO - SPESE MILITARI E PERCENTUALE SUL PIL

NATO Defense Expenditure

Estimated military spending of NATO countries and share of GDP in 2021 (in million U.S. dollars)

| | | % of GDP |
|---|---------|----------|
| United States  | 811,140 | 3.52 |
| United Kingdom  | 72,765 | 2.29 |
| Germany  | 64,785 | 1.53 |
| France  | 58,729 | 2.01 |
| Italy  | 29,763 | 1.41 |
| Canada  | 26,523 | 1.39 |
| Spain  | 14,875 | 1.02 |
| Netherlands  | 14,378 | 1.45 |
| Poland  | 13,369 | 2.10 |
| Turkey  | 13,057 | 1.57 |
| Norway  | 8,292 | 1.85 |
| Greece  | 8,014 | 3.82 |
| Belgium  | 6,503 | 1.12 |
| Romania  | 5,785 | 2.02 |
| Denmark  | 5,522 | 1.41 |
| Czech Republic  | 4,013 | 1.42 |
| Portugal  | 3,975 | 1.54 |
| Hungary  | 2,907 | 1.60 |
| Slovak Republic  | 2,043 | 1.73 |
| Croatia  | 1,846 | 2.79 |
| Lithuania  | 1,278 | 2.03 |
| Bulgaria  | 1,253 | 1.56 |
| Latvia  | 851 | 2.27 |
| Estonia  | 787 | 2.28 |
| Slovenia  | 760 | 1.28 |
| Luxembourg  | 474 | 0.57 |
| Albania  | 239 | 1.44 |



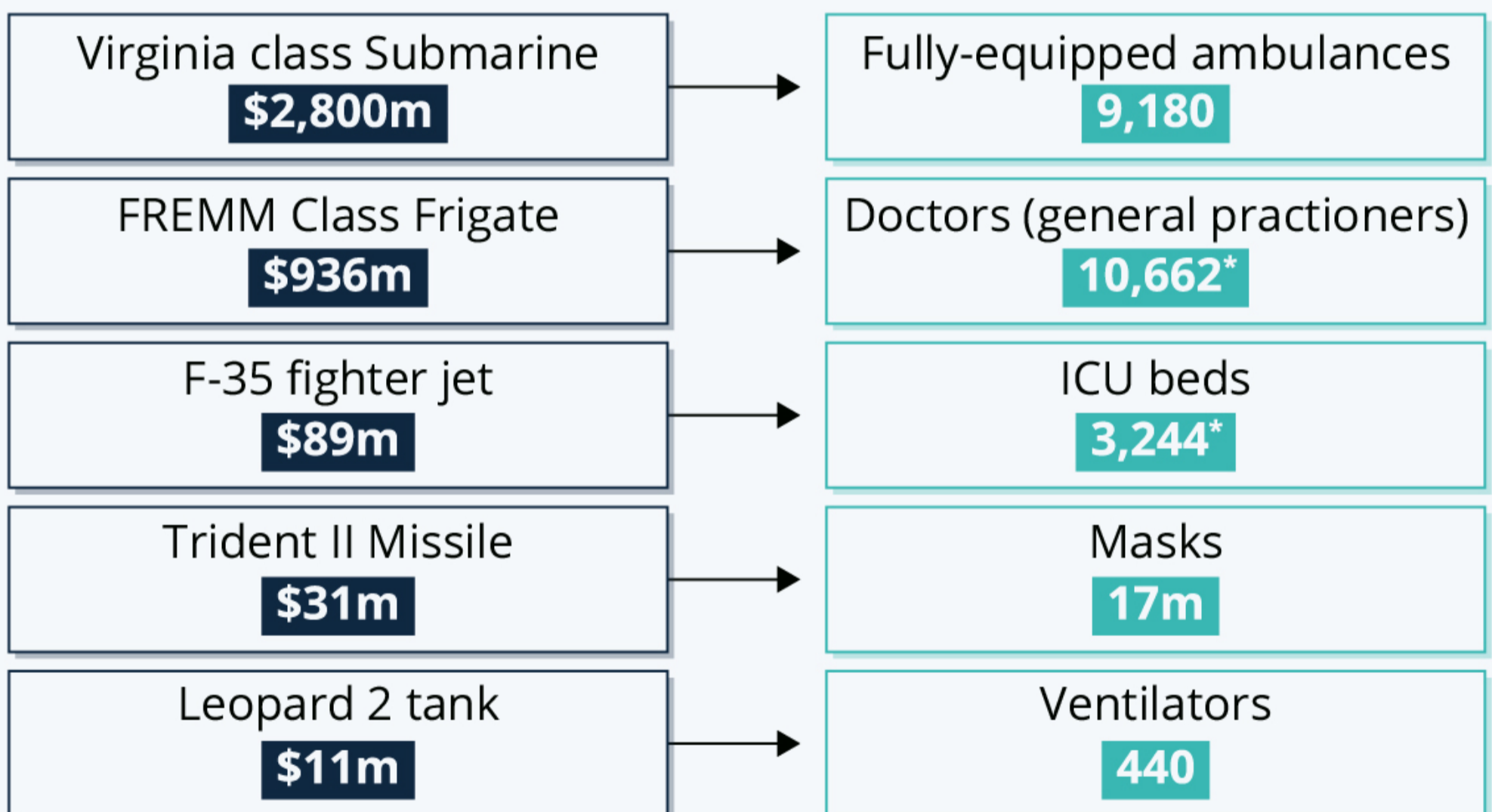
Source: NATO



SE IL DENARO DELLA SPESA MILITARE FOSSE USATO PER LA SALUTE?

What If Military Budgets Were Spent On Healthcare?

Healthcare items that could be bought/financed for the unit price of selected military hardware



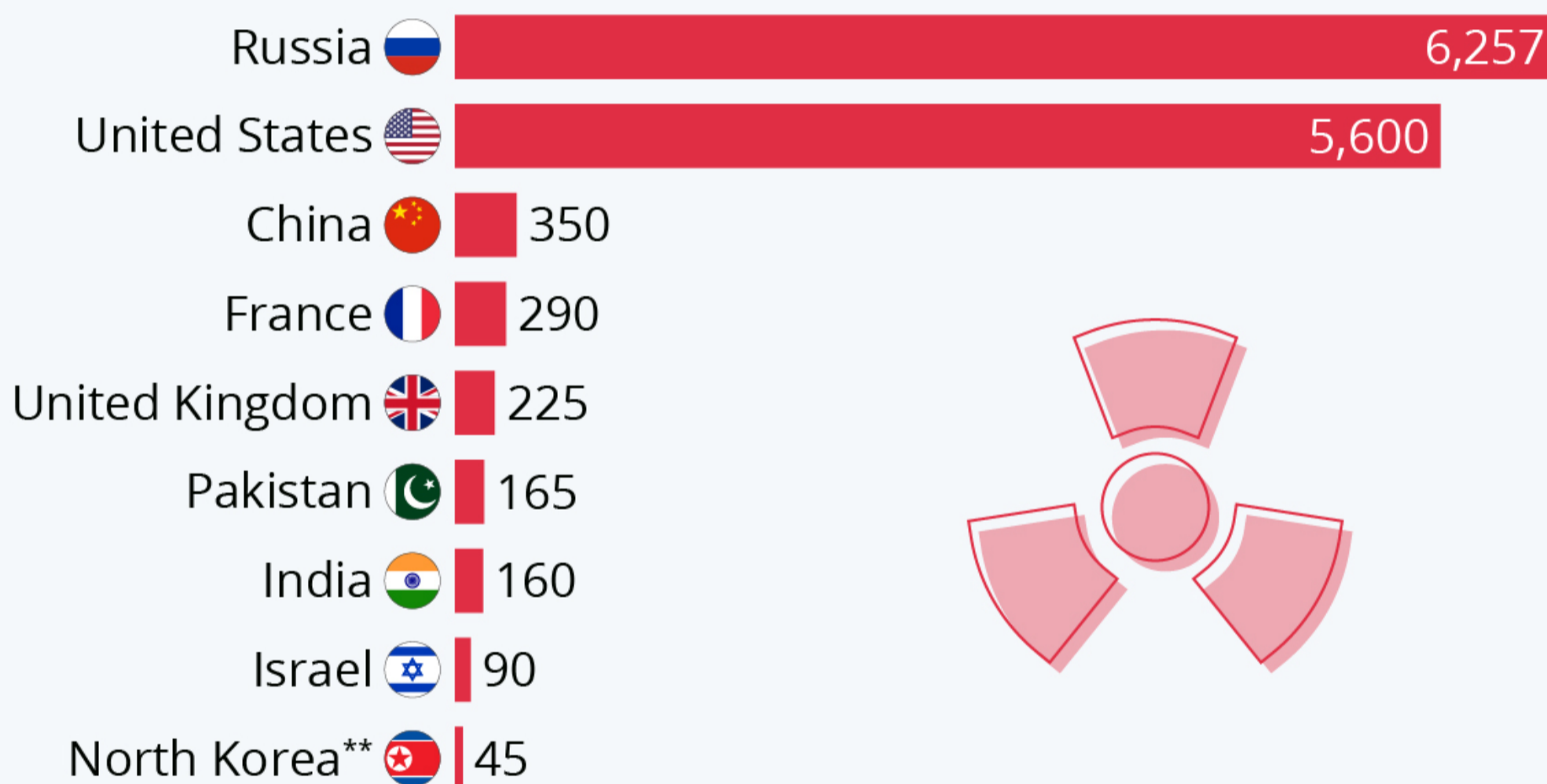
* Based on OECD's yearly doctor salary & annual maintenance costs per ICU bed.
Source: Greenpeace



NAZIONI CON ARSENALI NUCLEARI DATI 2021

The Countries Holding The World's Nuclear Arsenal

Estimated global nuclear warhead inventories
as of October 2021*



* Includes deployed, stockpiled and retired warheads awaiting disarmament

** Warheads that could potentially be made from available fissile material

Source: Federation of American Scientists



WAR IS OVER!

IF YOU WANT IT

Love and Peace from John & Yoko

1969: John Lennon e Yoko Ono lanciano la campagna "War Is Over"

Cartelloni pubblicitari a sostegno della campagna per la pace, (contro la guerra in Vietnam) affissi nel dicembre 1969 in 12 delle maggiori città del mondo e sui più importanti quotidiani di: New York, Los Angeles, Toronto, Roma, Atene, Amsterdam, Berlino, Parigi, Londra, Tokyo, Hong Kong e Helsinki